

Oversikt over målgrupper

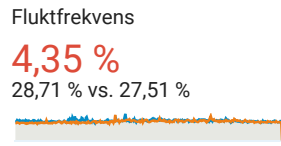
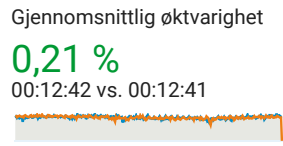
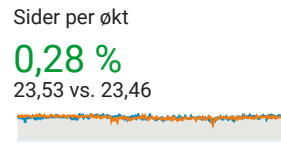
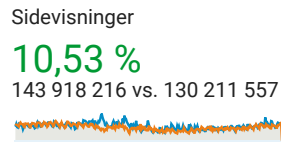
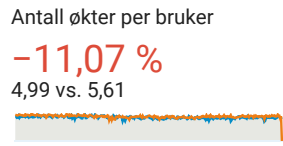
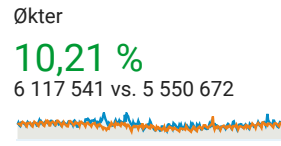
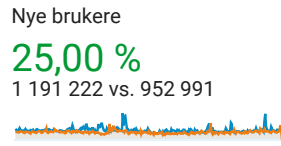
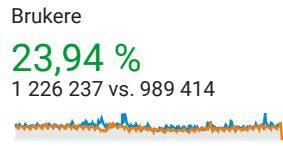
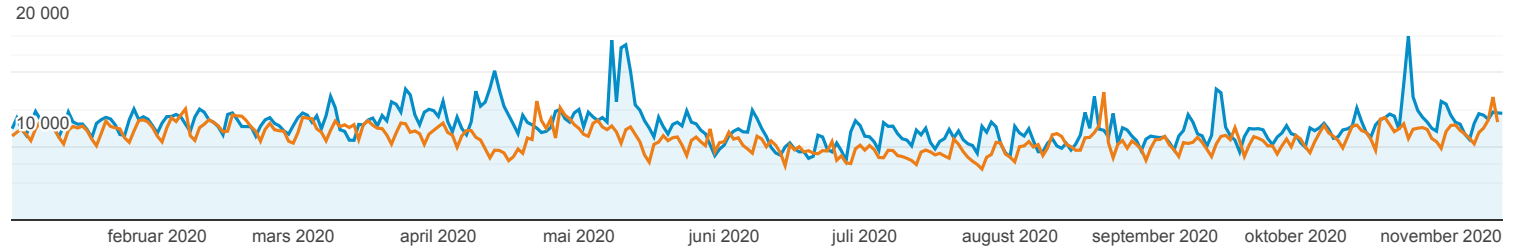
Alle brukere
+ 0,00 % Brukere

1. jan. 2020 - 14. nov. 2020
Sammenlign med: 1. jan. 2019 - 14. nov. 2019

Oversikt

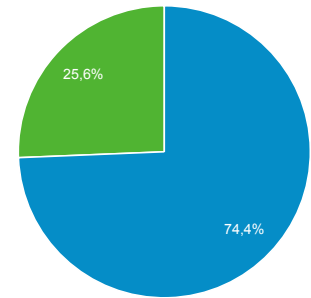
01.jan.2020 - 14.nov.2020: ● Brukere

01.jan.2019 - 14.nov.2019: ● Brukere

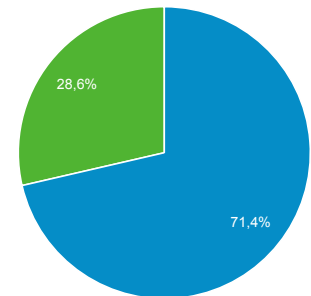


■ New Visitor ■ Returning Visitor

01.jan.2020 - 14.nov.2020



01.jan.2019 - 14.nov.2019



Språk

	Brukere	% Brukere
1. nb-no		
01.jan.2020 - 14.nov.2020	678 700	53,99 %
01.jan.2019 - 14.nov.2019	677 568	67,96 %
% Endring	0,17 %	-20,55 %
2. nb		
01.jan.2020 - 14.nov.2020	277 860	22,11 %
01.jan.2019 - 14.nov.2019	58 885	5,91 %
% Endring	371,87 %	274,27 %
3. en-us		
01.jan.2020 - 14.nov.2020	202 392	16,10 %
01.jan.2019 - 14.nov.2019	190 545	19,11 %
% Endring	6,22 %	-15,75 %
4. en-gb		
01.jan.2020 - 14.nov.2020	21 889	1,74 %

01.jan.2019 - 14.nov.2019	12 284	1,23 %
% Endring	78,19 %	41,33 %
5. sv-se		
01.jan.2020 - 14.nov.2020	16 168	1,29 %
01.jan.2019 - 14.nov.2019	18 210	1,83 %
% Endring	-11,21 %	-29,58 %
6. en		
01.jan.2020 - 14.nov.2020	11 427	0,91 %
01.jan.2019 - 14.nov.2019	1 212	0,12 %
% Endring	842,82 %	647,81 %
7. da-dk		
01.jan.2020 - 14.nov.2020	7 293	0,58 %
01.jan.2019 - 14.nov.2019	8 447	0,85 %
% Endring	-13,66 %	-31,52 %
8. sv		
01.jan.2020 - 14.nov.2020	4 521	0,36 %
01.jan.2019 - 14.nov.2019	1 397	0,14 %
% Endring	223,62 %	156,68 %
9. da		
01.jan.2020 - 14.nov.2020	3 267	0,26 %
01.jan.2019 - 14.nov.2019	1 224	0,12 %
% Endring	166,91 %	111,70 %
10. en-ca		
01.jan.2020 - 14.nov.2020	2 544	0,20 %
01.jan.2019 - 14.nov.2019	3 083	0,31 %
% Endring	-17,48 %	-34,55 %